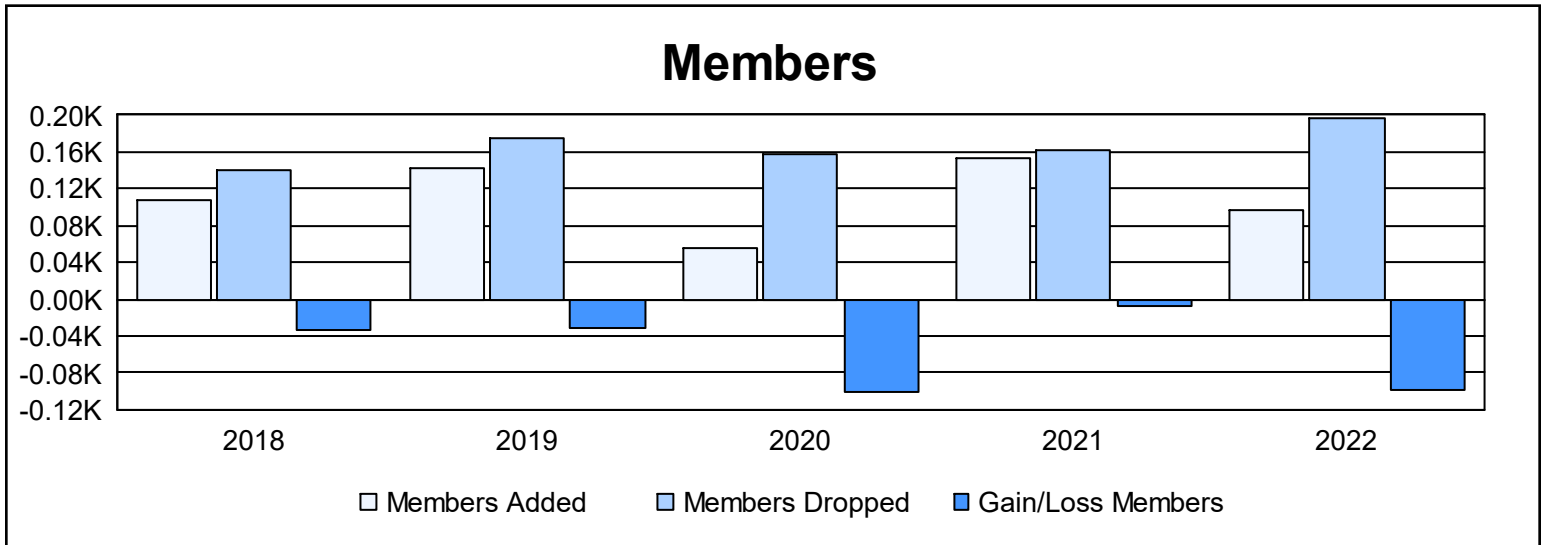
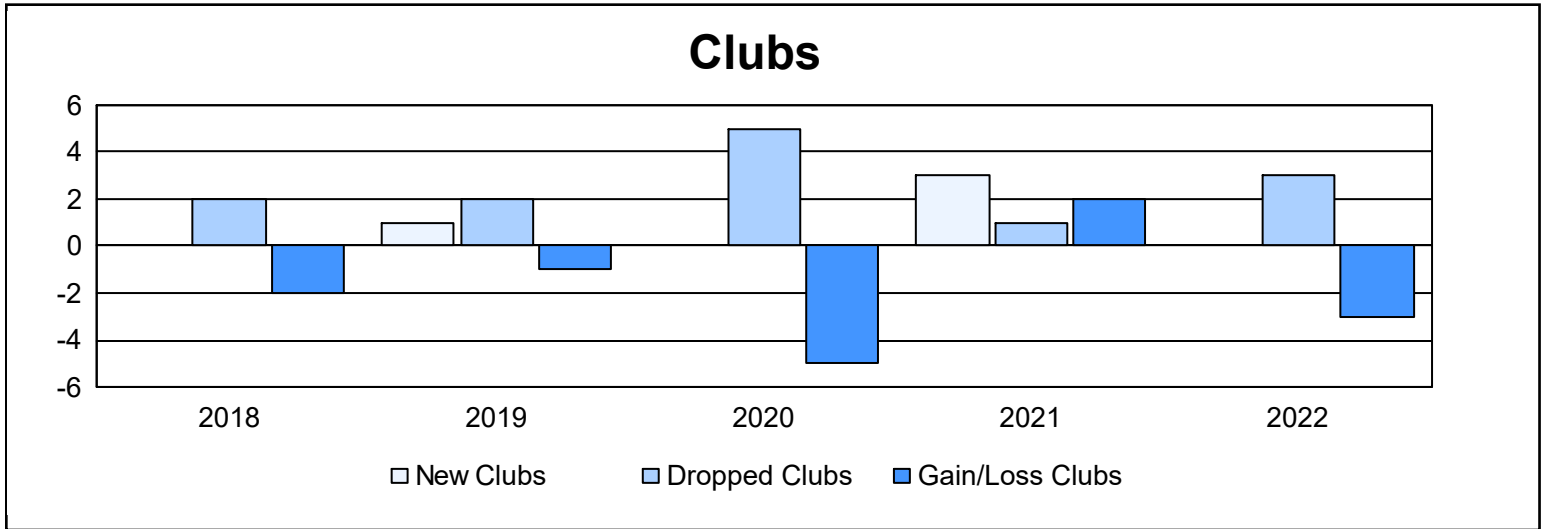
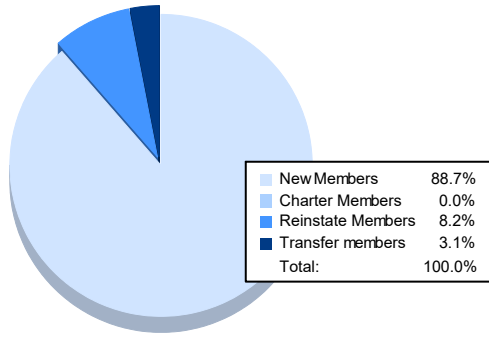


Year	New Clubs	Dropped Clubs	Gain/ Loss Clubs	New Members	Charter Members	Reinstate Members	Transfer Members	Total Member Added	Total Members Dropped	Gain/ Loss Members
2017-2018	0	2	-2	101	0	4	2	107	140	-33
2018-2019	1	2	-1	109	25	3	5	142	174	-32
2019-2020	0	5	-5	48	0	6	2	56	157	-101
2020-2021	3	1	2	56	73	23	2	154	161	-7
2021-2022	0	3	-3	86	0	8	3	97	196	-99
<b>Average</b>	<b>1</b>	<b>3</b>	<b>-2</b>	<b>80</b>	<b>20</b>	<b>9</b>	<b>3</b>	<b>111</b>	<b>166</b>	<b>-54</b>



### Membership Composition June 2022 Cumulative



### Gender Composition June 2022 Cumulative

